

REVERSIBLE

1 -IN-2-OUT

2-IN-1-OUT

PARALLEL

AUTO SWITCH

AS-152P

18 OCT 2001

User's Manual

Packing Checklist

- Reversible Auto Switch, AS-152P x 1
- User's Manual, AS-152P x 1
- 3.5" Floppy x 1

Please read this manual thoroughly and follow the instruction procedures to prevent any damage to the AS-152P and/or the connecting devices.

© Copyright 1997 ATEN® International Co., Ltd
Manual Part No. PAPE-1041.200
Printed in Taiwan 12/97

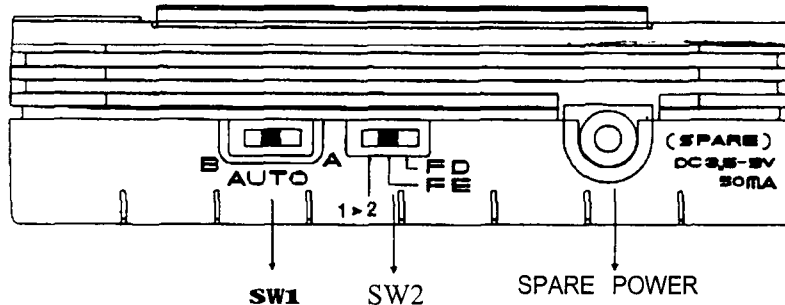
Introduction

AS-152P reversible auto switch allows either 2-IN-1-OUT or 1-IN-2-OUT configuration. It helps to solve the problem between multiple users and multiple peripherals with the minimum cost. This unit has ATEN's latest ASIC technology which is both reliable and power free.

FEATURES:

- Reversible.
- Non-Powered.
- Compact size.
- Transparent to user.
- Easy to install.
- Win3.1/95/NT, DOS Resident software include.
- Built-in powerful ASIC.
- FCC class B certificated.
- Unique broadcast mode supported.

SWITCH SETTING



FUNCTION	SW1	SW2	EXPLANATION
2 → 1	<input type="checkbox"/>	<input type="checkbox"/>	Auto-Link and FormFeed enabled.
	<input type="checkbox"/>	<input type="checkbox"/>	Auto-Link and FormFeed disabled.
	<input type="checkbox"/>	<input type="checkbox"/>	Select input port "A".
	<input type="checkbox"/>	<input type="checkbox"/>	Select input port "B".
1 → 2	<input type="checkbox"/>	<input type="checkbox"/>	Select SW 1 to "AUTO" select output port by AS/2 WARE hot key.
	<input type="checkbox"/>	<input type="checkbox"/>	Select output port "A".
	<input type="checkbox"/>	<input type="checkbox"/>	Select output port "B".

Note:

FormFeed is always disabled when SW1 is set to "A" or "B".

AS/2 *WARE* can be found on the floppy disk, check *READ.ME* file for detail.

Installation (For 2-To-1 Mode)

For 2-IN-1-OUT Operation :

- DEVICE 1 and 2 are computers, DEVICE 3 is printer.
- Select desired operation by slide switches.
- Turn off all PCs and printers.
- To connect PC to AS-152P, use DB-25 male-to-male cable.
- To connect AS-152P to printer, use 25pin-to-36-pin male-to-male cable.
- Turn on all PCs and printer and AS-152P is ready.

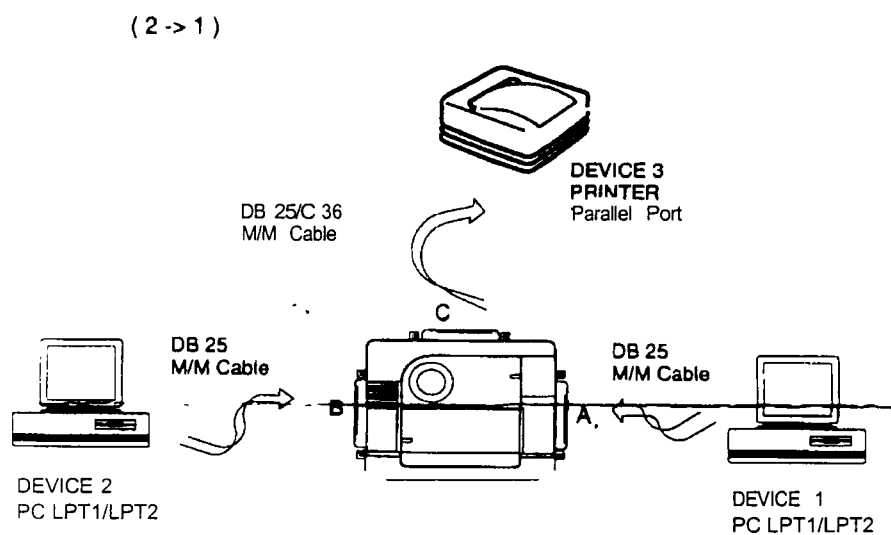


Fig. A 2-IN-1-OUT configuration

Installation (For 1-To-2 Mode)

For 1-IN-2-OUT Operation :

- **DEVICE 1** and **2** are printers, **DEVICE 3** is computer.
- Select desired operation by **slide** switches.
- Turn off all PCs and printers.
- To connect PC to AS-152P, use DB-25 male-to-male cable.
- To connect AS-152P to printer, use 25pin-to-36-pin male-to-male cable.
- Turn on PC and printers and AS-152P is ready.

(1 -> 2)

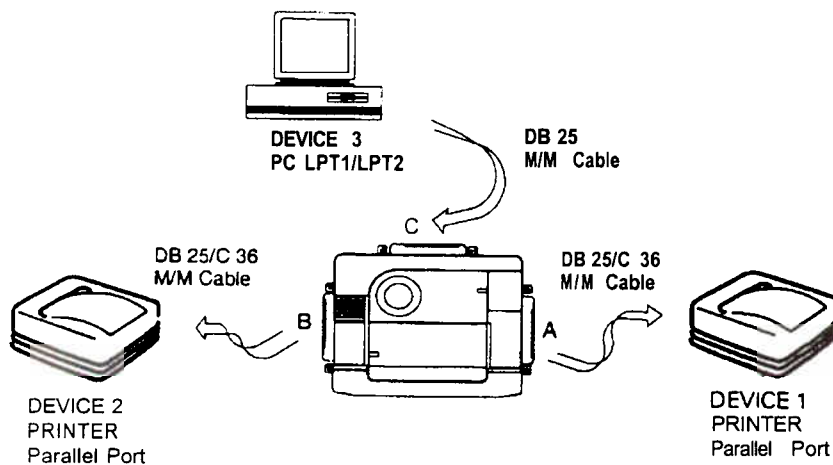


Fig. B 1 -IN-2-OUT configuration

Specifications

FUNCTION	MODEL	
	2 TO 1	1 TO 2
Power Consumption	DC 9V 100mA (Max.)	
Cable Distance	6m (20ft) (Max.)	
Connector-Input (Female)	2DB-25	1 DB-25
Connector-Output (Female)	1 DB-25	2 DB-25
LED	2 Inputs Status	2 Outputs Status
I/P Port Selection	Auto/Manual	X
O/P Port Selection	X	Software/Manual
Timeout	10 Sec.	X
Interface Type	Centronics	
Operation Temp.	5°C ~ 40°C	
FormFeed	Enable/Disable	
Enclosure	Plastic	
Weight	125g	
Dimensions(LxWxH)	102x85x26mm	

Products Introduction

Portable storage series	The most easily way to expand your PC system via parallel port and no LPT port is occupied. Include : for 2.5" 3.5" size Hard Disk and for 5 1/4" size CD-ROM models.
Video splitter series	The simplest solution for image duplication cascade ability allows infinite numbers of VGA monitors to display the same image. Include : 1 to 16 Rack mount 1U model. 1 to 2/4/X desktop models 1 to 5 for MAC users.
CPU switch series	Enable one set of console, a keyboard, a monitor and a mouse, to control multiple CPUs. Include : 1 to 2/4/6 models for PC AT and PS/2 system and 1 to 4/8/16 Rack mount 1U or 2U models.
Printer network series	Enable multiple uses to share multiple printers at the same time. Include Centronics (parallel) & RS-232 (serial) models and they can be intermixed in a network.
Converter series	The ability to convert one type of signal to another
Switch buffer series	A variation of the basic Auto Switch, in the meantime, sends data to printer, which cuts delay and wait time. Include 2/4/8 to 1, 4 to 1/2 parallel models, buffer card has 256K, 1M, 2M, bytes for your needed.
Auto switch series	Let you share your peripherals.. Include : 2/4/8 to 1/2 bi-tronics may have file transfer, reversible, parallel or serial, 4 to 1 for MAC models. Bi-tronics parallel port has become a standard in the HP LaserJet IV series. It is compatible with Centronics parallel, yet provides enhanced features such as bi-directional communication higher data throughput and printer control. Reversible function help to solve the problem between multiple peripherals at minimum cost.

PREVENTING RADIO & TV INTERFERENCE

WARNING!!! This equipment has been tested and found to comply with the limits for a Class B digital device, pursuant to Part 15 of the FCC Rules. These limits are designed to provide reasonable protection against harmful interference in a residential installation. This equipment generates, uses and can radiate radio frequency energy and, if not installed and used in accordance with the instructions, may cause harmful interference to radio communications. However, there is no guarantee that interference will not occur in a particular installation. If this equipment does cause harmful interference to radio or television reception, which can be determined by turning the equipment off and on, the user is encouraged to try to correct the interference by one or more of the following measures:

- Reoriented or relocated the receiving antenna.*
- Increase the separation between the equipment and receiver.*
- Connect the equipment into an outlet on a circuit different from that to which the receiver is connected.*
- Consult the dealer or an experienced radio/TV technician for help.*

LIMITED WARRANTY

IN NO EVENT SHALL THE DIRECT VENDOR'S LIABILITY EXCEED THE PRICE PAID FOR THE PRODUCT FROM DIRECT, INDIRECT, SPECIAL, INCIDENTAL, OR CONSEQUENTIAL DAMAGES RESULTING FROM THE USE OF THE PRODUCT, DISK, OR ITS DOCUMENTATION.

The direct vendor makes no warranty or representation, expressed, implied, or statutory with respect to the contents or use of this documentation, and specially disclaims its quality, performance, merchant, or fitness for any particular purpose.

The direct vendor also reserves the right to revise or update device or documentation without obligation to notify any individual or entity of such revisions, or update. For further inquiries please contact your direct vendor.