

\$5.00

AUGUST 1988

JP600

JP601

JP620

JP621


JP640

JP642

M SERIES TELCO SPLICE BLOCK

The Telco Splice Block is a compact, quick-connect terminal block for either 25 or 50 pair configurations. The units are available wired or unwired. The prewired units come completely wired and terminated with telco type connectors. The 25 pair prewired units have one telco type connector and the 50 pair units have two (Refer to Figure 1). Splice blocks and mounting brackets are rated self-extinguishing, as are the optional clear plastic covers.

Dimensions of the splice blocks are: 10"H x 3.44"W x 1.25"D
(25.4cm x 8.73cm x 3.18cm)



25 PAIR CLIP CONFIGURATION (JP600)
4 CONNECTED CLIPS



25 PAIR CLIP CONFIGURATION (JP601)
2 CONNECTED CLIPS




50 PAIR CLIP CONFIGURATION (JP620) AND (JP621)
2 CONNECTED CLIPS

MODEL	# PAIRS	# CLIPS	PREWIRED WITH FEMALE CONNECTOR
JP600	25	4	NO
JP601	25	2	YES
JP620	50	2	NO
JP621	50	2	YES
JP640	CLEAR PLASTIC COVER TO PROTECT CLIP FIELD		
JP642	89-D STANDOFF BRACKET FOR WALL MOUNTING		

INTERNAL WIRING TABLE			
TERMINAL CLIP NO.	CONNECTOR TERMINAL NO.	TERMINAL CLIP NO.	CONNECTOR TERMINAL NO.
1	26	26	13
2	1	27	39
3	27	28	14
4	2	29	40
5	28	30	15
6	3	31	41
7	29	32	16
8	4	33	42
9	30	34	17
10	5	35	43
11	31	36	18
12	6	37	44
13	32	38	19
14	7	39	45
15	33	40	20
16	8	41	46
17	34	42	21
18	9	43	47
19	35	44	22
20	10	45	48
21	36	46	23
22	11	47	49
23	37	48	24
24	12	49	50
25	38	50	25

M Series Telco Splice Block - JP600



Common Connections


Number of connection clips equals four. The block is NOT pre-wired with female connectors.

The block will hold one 25-pair cable and allow three additional taps per wire.

M Series Telco Splice Block -- JP601

The number of connection clips is two. The block is pre-wired to the back panel from the telco connector.


The block will hold one 25-pair cable and allow two connections per wire.



Common Connections

Female 50 pin telco.

M Series Telco Splice Block -- JP620



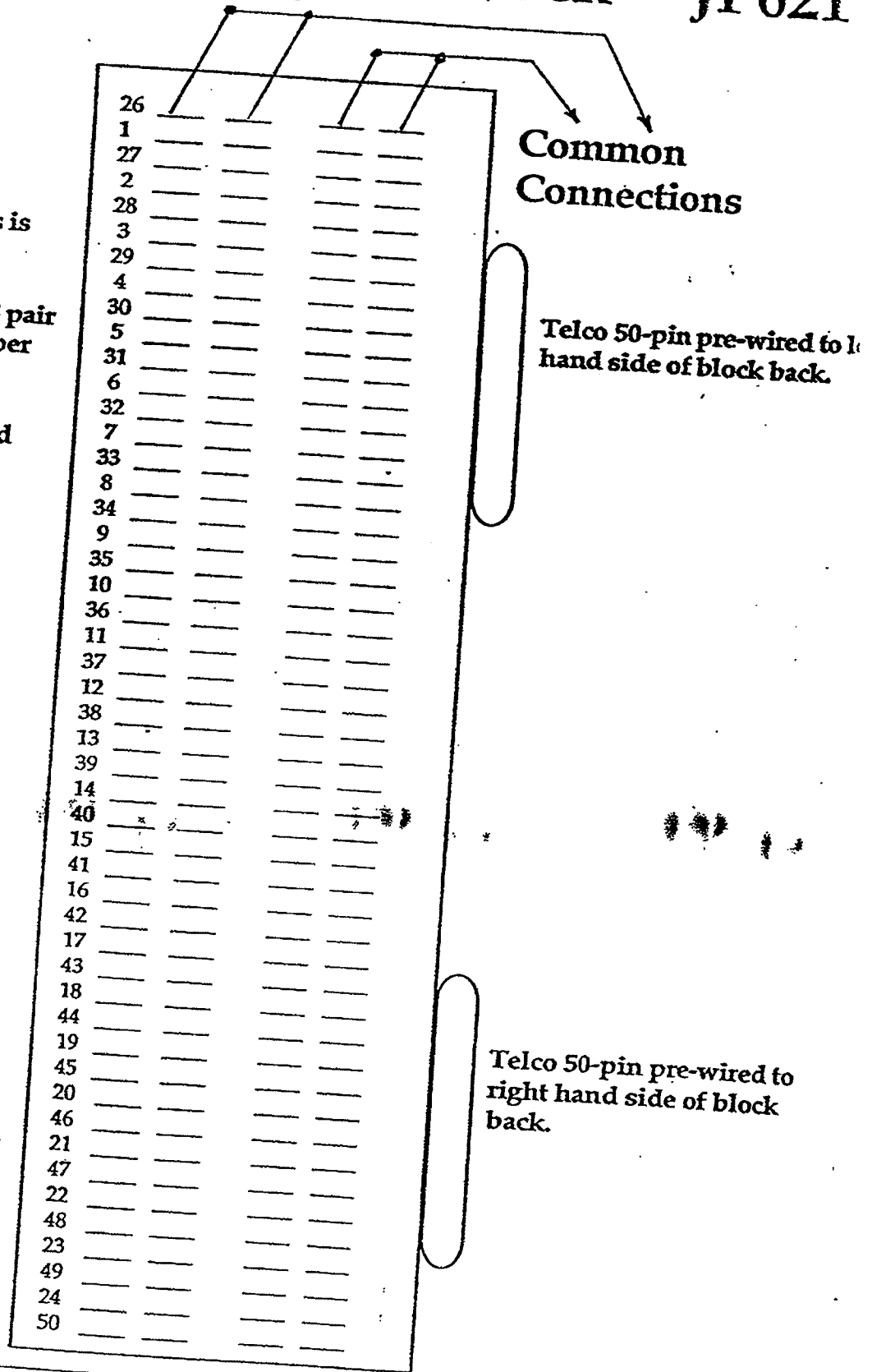
Common Connections

The number of connection clips is four. The block is NOT pre-wired with female connectors.

The block will hold two 25-pair cables and allow one tap per wire.

This is a split block, divided down the middle.

M Series Telco Splice Block -- JP621



Number of connector clips is four.

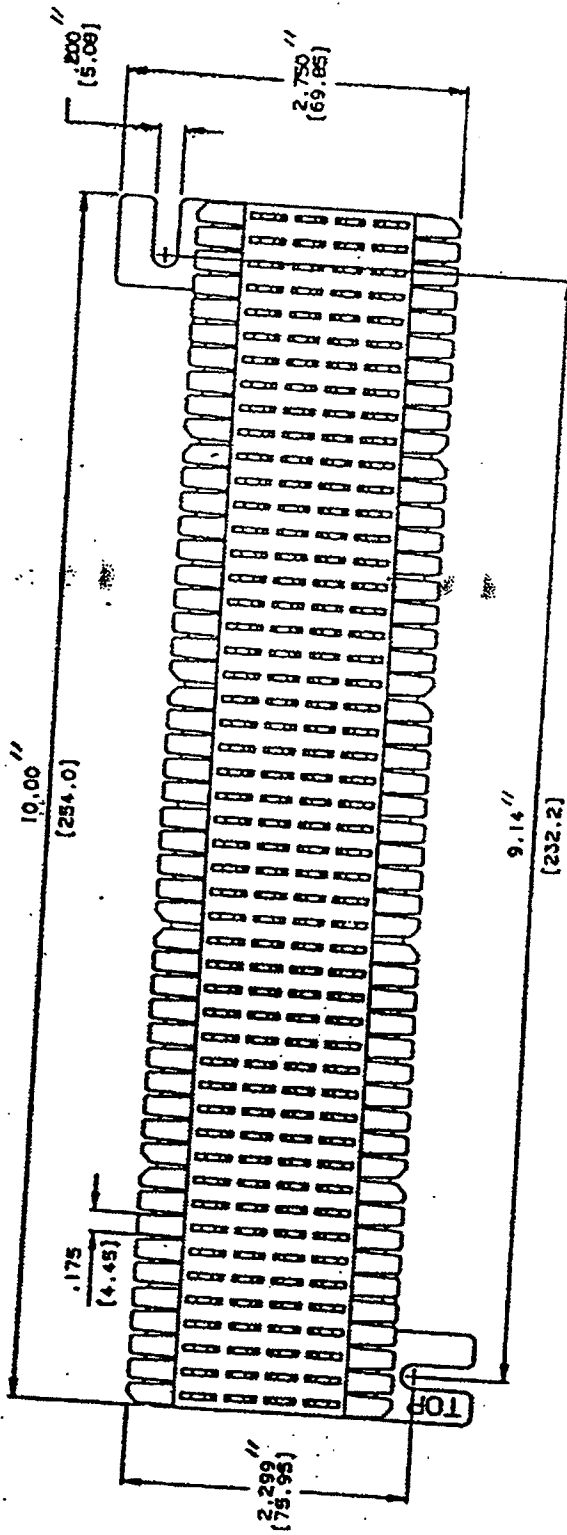
The block will hold two 25 pair cables and allow two taps per wire.

This is a split block, divided down the middle.

Common Connections

Telco 50-pin pre-wired to left hand side of block back.

Telco 50-pin pre-wired to right hand side of block back.



STAND-OFF BRACKET

Description: Stand-off bracket for S66M1-25, S66M1-50, S66M1-100 connecting blocks. Molded from self-extinguishing plastic. Mounts using two slotted mounting holes located on the upper left and lower right side or through two holes located on the center line of the bracket.

Application: Open-ended brackets allow installer to lay in running cable before snapping block into place. Enables efficient, space-saving wire management.

Dimensions: 10.00"L, 3.36"W, 1.88"D.
(254.0mmL, 85.3mmW, 47.8mmD).

